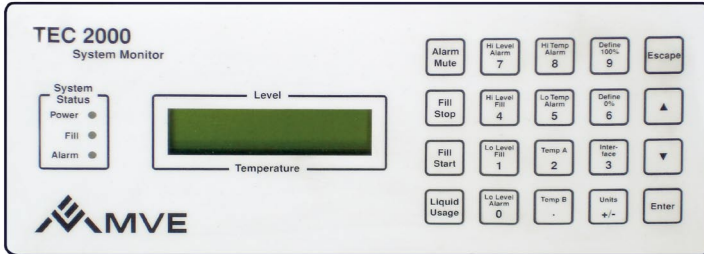




MVE TEC 2000 automatic filling unit



PRODUCT SPECIFICATIONS

Level Control

- Level Display- Inches, mm or percent full
- Sensor Type- Dual Port Pressure Transducer
- Measurement accuracy +/- .5 in.
- Level Compensation
- Liquid Usage Monitoring
- Multi-Point Calibration

Temperature Control

- Sensor Type - Two Platinum RTD's
- Accuracy +/-2.0C
- Altitude Compensation
- Dual Point Calibration
- Temperature Probe Heater

Integrated Features

- Keyless Security System
- Maintenance Menu
- RS 485 Communications
- 7000 Event Retention
- Computer Interface
- Printer Interface

Options

- Battery Back-Up
- Warm gas By-Pass

Level Sensor Operation

- A low (differential) pressure transducer measures the pressure created by the weight of the LN₂ column
- The TEC2000 Controller converts the pressure reading to LN₂ level in inches or millimeters
- The level offset programmed in the maintenance menu is added (or subtracted) to provide a displayed level that agrees with actual level

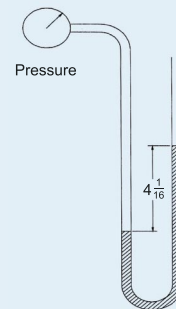
One Fill All System (OFAF)

- One unit is Designated as Master for the OFAF network
- Custom Configuration Master Cable connects Master unit to the first slave unit
- Standard RJ45 network cable and Jack tee/splitter connects additional slave units to first slave unit in daisy chain fashion
- Master Polls all units and sends a fill command when a unit is found to be filling

Available Alarms

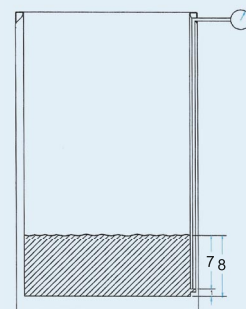
- Low Temp A & B
- High Temp A & B
- High Level
- Low Level
- LN₂ Supply (Fill Time)
- No Power (Hardware default)
- Fill Valve
- Bypass Valve (w/GB only)
- Bypass Sensor (w/GB only)
- Power Failure (w/BB only)
- Low Battery (w/BB only)

Level Sensor Operation



Example: water manometer

Pressure = fluid density x height of fluid column
 Pressure = .0361 lb/cubic in. x 4.063 in. = .147psi



Pressure created by LN₂ column
 Pressure = fluid density x height of fluid column
 Pressure = .0291 lb/cubic in. x 7 in. = .2psi